

PLAN B1

TOWER C



1 BED + 1 BATH + FLEX

INTERIOR
590 SQ FT

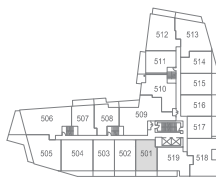
EXTERIOR
104-107 SQ FT

TOTAL SPACE
694-697 SQ FT

DRAFT



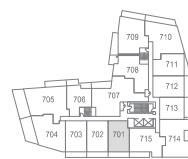
LEVEL 4



LEVEL 5



LEVEL 6



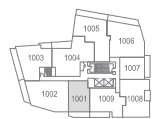
LEVEL 7



LEVEL 8



LEVEL 9



LEVEL 10



Developer reserves the right to make modifications to the floorplans, areas, unit numbers and/or specifications without notice. Actual floorplans may have minor variations from the illustrations above. Measurements are based on architectural areas and not taken from the strata plan. This is not an offering for purchase. Any such offering can only be made with a Disclosure Statement. E.&O.E.